

Regulatory Compliance_Switch

For Class A switch with no power adapter:

FCC Compliance Information Statement



Product Name: Switch

Model Number:

GS2008S2/GS2024S2/GS5024S4/GS5048S4/FS1006P/FS1006PL/FS1010P/FS1010PG/FS1018P
S1/FS1026PS1/GS1005PTS1/GS1008PT/GS1005P/GS1008PT/GS1010P/GS1010PE/GS1008PS2
/GS1010PS2/GS1020PS2/GS1028PS2/GS2008PS2/GS2018PS2-200W/GS2028PS4-
300W/GS2028PS4-400W/GS2048PS4-720W/GS5024PS4-
400W/IF1005/IF1008/IG1004S2/IG1008S2/IG1005/IG1008/IF1005P/IF1008P/IG1004S2P/IG1008S
2P/IG1008ES2/IG1005ES1/IG1005P/IG1008P/GS1016/GS1024/FS1016/GS1024L/GS1024E/GS10
5U/FS1024/GS1016E/GS1016L/GS1016EPS2/GS105ES1/GS108ES2/GS1028ES2

For Class A switch with power adapter:

FCC Compliance Information Statement



Product Name: Switch

Model Number: GS105P/FS106P/GS105ES1/GS108ES2

Component Name	Model
Power Adapter	GQ48-540093-AG F36L7-540066SPAV A938-120100W-US1 A318-050055W-US1

Responsible party: Shenzhen Cudy Technology Co., Ltd.

Address: 7/F, Lepu Tower (West), 66 Xingke Rd, Nanshan, Shenzhen, China

Website: <https://www.cudy.com>

Tel: +86 755 8600 8993

Email: support@cudy.com

Note: This equipment has been tested and found to comply with the limits for a Class A digital device, pursuant to part 15 of the FCC Rules. These limits are designed to provide reasonable protection against harmful interference when the equipment is operated in a commercial environment. This equipment generates, uses, and can radiate radio frequency energy and, if not installed and used in accordance with the instruction manual, may cause harmful interference to radio communications. Operation of this equipment in a residential area is likely to cause harmful interference in which case the user will be required to correct the interference at his own expense.

This device complies with part 15 of the FCC Rules. Operation is subject to the following two conditions:

1. This device may not cause harmful interference.
2. This device must accept any interference received, including interference that may cause undesired operation.

We, **Shenzhen Cudy Technology Co., Ltd.**, has determined that the equipment shown as above has been shown to comply with the applicable technical standards, FCC part 15. There is no unauthorized change is made in the equipment and the equipment is properly maintained and operated.

CE Mark Warning



This is a class A product. In a domestic environment, this product may cause radio interference, in which case the user may be required to take adequate measures.

EU Declaration of Conformity

Cudy hereby declares that the device is in compliance with the essential requirements and other relevant provisions of Directive 2014/30/EU, 2014/35/EU, 2011/65/EU, (EU)2015/863 and (EU) 2019/1782.

The original EU Declaration of Conformity can be found at <http://www.cudy.com/ce>

UK CA



Industry Canada Statement

CAN ICES (A)/NMB(A)



EAC

Anatel

Para maiores informações, consulte o site da ANATEL – www.anatel.gov.br

Safety Information

- Do not attempt to disassemble, repair, or modify the device.
- Place the device with its bottom surface downward.
- Keep the device away from water, fire, humidity or hot environments.
- The plug on the power supply cord is used as the disconnect device, the socket-outlet shall be easily accessible.
- The socket-outlet shall be installed near the equipment and shall be easily accessible.

- This equipment can be powered only by equipments that comply with Power Source Class 2 (PS2) or Limited Power Source (LPS) defined in the standard of IEC 62368-1. (Only for switch powered by USB or standard PoE).

In **Denmark**: Apparatets stikprop skal tilsluttes en stikkontakt med jord som giver forbindelse til stikproppens jord.

In **Finland**: Laite on liitettävä suojakoskettimilla varustettuun pistorasiaan.

In **Norway**: Apparatet må tilkoples jordet stikkontakt.

In **Sweden**: Apparatens skall anslutas till jordat uttag.

Please read and follow the above safety information when operating the device. We cannot guarantee that no accidents or damage will occur due to improper use of the device. Please use this product with care and operate at your own risk.

For Class B switch with power adapter:

FCC Compliance Information Statement



Product Name: Switch

Model Number:

FS105D/FS108D/GS105D/GS108D/GS105/GS108/HS105/GS108E/GS1008P/GS105U/HS105U

Component Name	Model
Power Adapter	DSA-3PFM-05 FUS 050055 A318-050055W-US1 F60X-540111SPA-1

Responsible party: Shenzhen Cudy Technology Co., Ltd.

Address: 7/F, Lepu Tower (West), 66 Xingke Rd, Nanshan, Shenzhen, China

Website: <https://www.cudy.com>

Tel: +86 755 8600 8993

Email: support@cudy.com

Note: This equipment has been tested and found to comply with the limits for a Class B digital device, pursuant to part 15 of the FCC Rules. These limits are designed to provide reasonable protection against harmful interference in a residential installation. This equipment generates, uses and can radiate radio frequency energy and, if not installed and used in accordance with the instructions, may cause harmful interference to radio communications. However, there is no

guarantee that interference will not occur in a particular installation. If this equipment does cause harmful interference to radio or television reception, which can be determined by turning the equipment off and on, the user is encouraged to try to correct the interference by one or more of the following measures:

- Reorient or relocate the receiving antenna.
- Increase the separation between the equipment and receiver.
- Connect the equipment into an outlet on a circuit different from that to which the receiver is connected.
- Consult the dealer or an experienced radio/TV technician for help.

This device complies with part 15 of the FCC Rules. Operation is subject to the following two conditions:

1. This device may not cause harmful interference.
2. This device must accept any interference received, including interference that may cause undesired operation.

We, **Shenzhen Cudy Technology Co., Ltd.**, has determined that the equipment shown as above has been shown to comply with the applicable technical standards, FCC part 15. There is no unauthorized change is made in the equipment and the equipment is properly maintained and operated.

CE Mark Warning



EU Declaration of Conformity

Cudy hereby declares that the device is in compliance with the essential requirements and other relevant provisions of Directive 2014/30/EU, 2014/35/EU, 2011/65/EU, (EU)2015/863, (EU) 2023/826, 2009/125/EC and (EU) 2019/1782.

The original EU Declaration of Conformity can be found at <http://www.cudy.com/ce>





Industry Canada Statement

CAN ICES (B)/NMB(B)



EAC

Anatel

Para maiores informações, consulte o site da ANATEL – www.anatel.gov.br

Safety Information

- Do not attempt to disassemble, repair, or modify the device.
- Keep the device away from water, fire, humidity or hot environments.

For metal-shell switch:

- Place the device with its bottom surface downward.

For switch powered by power adapter:

- Do not use damaged charger or USB cable to charge the device.
- Do not use any other chargers than those recommended.
- Adapter shall be installed near the equipment and shall be easily accessible.
- Use only power supplies which are provided by manufacturer and in the original packing of this product.

For switch powered by power cord:

- Plug the product into the wall outlets with earthing connection through the power supply cord.
- The plug on the power supply cord is used as the disconnect device, the socket-outlet shall be easily accessible.
- The socket-outlet shall be installed near the equipment and shall be easily accessible.

For switch powered by USB or standard PoE:

- This equipment can be powered only by equipments that comply with Power Source Class 2 (PS2) or Limited Power Source (LPS) defined in the standard of IEC 62368-1.

Please read and follow the above safety information when operating the device. We cannot guarantee that no accidents or damage will occur due to improper use of the device. Please use this product with care and operate at your own risk.

Wall Mounting Requirements

For GS105D/GS108D/FS105D/FS108D:

To mount the device on a wall, use 2 screws which complies with ANSI B1.1 4#, (5#), 6# standard and are more than 11 mm in length. When the screws are fixed on the wall, the distance between the screw head and the wall should be more than 4mm.

For GS105/GS108/FS105/FS108:


To mount the device on a wall, use 2 screws which complies with ANSI B1.1 4#, (5#), 6# standard and are more than 8.5 mm in length. When the screws are fixed on the wall, the distance between the screw head and the wall should be more than 1.5 mm.









For HS105:

To mount the device on a wall, use 2 screws which complies with ANSI B1.1 4# standard and are more than 8.5 mm in length. When the screws are fixed on the wall, the distance between the screw head and the wall should be more than 1.5 mm.

Explanations of the symbols on the product label

Note: The product label can be found at the bottom of the product and its I.T.E. power supply. Symbols may vary from products.

Symbol	Explanation
	Class II equipment

	<p>Energy efficiency Marking</p>
	<p>Direct current</p>
	<p>Polarity of DC power connector</p>
	<p>For indoor use only</p>
	<p>Caution</p>
	<p>Operator's manual</p>
	<p>RECYCLING</p> <p>This product bears the selective sorting symbol for Waste electrical and electronic equipment (WEEE). This means that this product must be handled pursuant to European directive 2012/19/EU in order to be recycled or dismantled to minimize its impact on the environment. User has the choice to give his product to a competent recycling organization or to the retailer when he buys a new electrical or electronic equipment.</p>
	<p>Recycling</p>